



## **Rulebook**



## Welcome to Covidopoly

Welcome to Covidopoly, the board game that summarises the infamous year 2020. This game has been designed to reflect the 'new normal', so be prepared for some brutal twists and turns that will make it difficult to stay in the game. Remember that it's not all doom and gloom though as the government may make a U-Turn in your favour soon enough.

You can play the vanilla Monopoly rules that you know and love – or, if you think you're ready, take a deep masked breath, remember to rely on your playing mates for emotional support, and read through the new rules for this year...

## Set Up

1. Print and assemble all assets given to you in your Covidopoly pack:
  - 4 x Covidopoly Board sheets (some assembly required)
  - 20 x Covid-19 Daily Briefing cards
  - 20 x Chancellor of the Exchequer cards
  - 28 x Ownership cards
  - 8 x Player tokens
  - 12 x Hospital tokens
  - 30 x Testing Site tokens
  - 30 x Each denomination of cash
2. Nominate a Banker - preferably the least 'sus' person in your group.
3. Have the banker dish out the correct amount of money to each Player:


|            |           |          |
|------------|-----------|----------|
| • 2 x £500 | • 1 x £50 | • 1 x £5 |
| • 4 x £100 | • 2 x £10 | • 5 x £1 |
4. Shuffle the Daily Briefing and Chancellor cards and place them on their designated spots in the center of the board.
5. Each Player rolls the two dice. The Unluckiest Player (the one with the lowest roll) will choose a token that they feel best represents the Player to their left and assign it to them. Carry on around the board until all Players have an assigned token.
6. The Unluckiest Player from the last step is now the first player to roll and start the game!



## How Do I Win?

Be the only player that can outlast the repeated monotony of 2020.

Achieve this by buying Activities and charging other Players a Fee for that Activity when they land on it; collect groups of Activities to increase the Fee; and then build Testing Sites and Hospitals to really hike that fee - 2020 style.



## On Your Turn

1. Before you roll, there are some Actions that you can only do before you get distracted by the wild ride that is 2020. Read more details under the '**Scheming**' section below.
2. Roll the two dice and move your chosen token around the board that number of spaces.
3. You will need to take an action based on where your token has landed. Read more details under '**Oh God, Where Did I Land**' section below.
4. If you rolled a double, you can take another turn. Beware, if you roll a double 3 times in a row then it looks like you've been wandering about too long and crossed paths with someone who's Covid-positive. Straight to Self-Isolation for you!
5. When you finish your move and action, pass the dice to the Player to your left.

# Oh God, Where Did I Land?

## Activity Spaces



## An Unowned Space

There are 3 types of Activities: general Activities, Retailers and Services.

- When landed on, an Activity can be purchased from the Bank for the amount listed on the space.
- Pay the Bank, take the related Ownership card and keep it with your money face up.
- If you land on an Activity but do not want to purchase it - or you just plain can't afford it - then the Activity goes to Auction. The Banker sets out a base price (usually 10% of the original price) and will accept increased bids until there are no more bids.
- The highest bidder claims the Activity Ownership card from the Bank by paying their last bidding price.

## A General Activity Space Owned by Another Player



Online ads glorifying the Activity you've just landed on have stalked you for weeks, and now you're super willing to pay the current going rate for that Activity – even if it means bankruptcy.

- You must Pay the Player who owns that Activity the current rate on their Ownership Card.
- If the owner owns all activities in one colour group then the basic fee is doubled – as they're just the absolute best at that group of activities and they know it.
- You must take into consideration any Testing Sites or Hospitals they have purchased as this also increases the fee.

## A Retailer Activity Space Owned by Another Player

Be wary, your friendly local retailer may just become a conglomerate and start charging extortionate rates overnight.

- You must Pay the Player who owns that Retailer the current rate on their Ownership Card.
- You must take into consideration the number of Retailers they have as this will increase the fee. Check the Ownership Card for the correct fee to pay.

| OWNER  | OWNER  | OWNER  |
|--|--|--|
|                 | <b>EXISTENTIAL CRISIS</b>  |             |
| <b>INTERNET PROVIDER</b>   |  | <b>HIGH STREET GAMING STORE</b>  |
| If INTERNET PROVIDER is owned<br>Fee is 4 x the amount shown on dice                               | Fee<br>With 1 Testing Facility £18<br>With 2 Testing Facilities £90<br>With 3 Testing Facilities £250<br>With 4 Testing Facilities £700<br>With 1 Hospital £875<br>With 1 Hospital £1050 | Fee<br>£25   |
| If both INTERNET PROVIDER and STREAMING SERVICE are owned,<br>Fee is 10x the amount shown on dice. | COST of Testing Sites £150<br>COST of Hospitals (with 4 Testing Sites) £150  | If 2 Retailers are owned £50<br>If 3 Retailers are owned £100<br>If 4 Retailers are owned £200 |
| <b>REBATE Value</b> £75  | <b>REBATE Value</b> £110   | <b>REBATE Value</b> £75  |
|  | If a Player owns ALL the spaces in a colour group, the Fee is DOUBLED on spaces without any Testing Facilities in that colour group.   |  |

## A Service Space Owned by Another Player

Let's face it these services have you cornered, so the rates are a bit higher than general Activities.

- Pay the Player who owns one Service 4 times the amount rolled on the dice to reach that space.
- If the Player owns both Services then pay them 10 times the amount rolled on the dice to reach that space.

## An Activity Space Owned by You

You've taken the time to have a go at your own Activity and have a whale of a time! Take a break.

- This is a free space so no action needs to be taken.



## Chancellor and Daily Briefing Space

Boris Johnson or Rishi Sunak seem to have pulled their fingers out and are announcing a new policy just for you! This can mean good things but they also bear bad tidings too so tread lightly!

- Pick up the top card from the appropriate Chancellor of the Exchequer or Daily Briefing pile of cards.
- Read the instructions on the card aloud.
- Take the action on the card (listed in bold) immediately before returning the card to the bottom of the pile.
- If it's a Get out of Self Isolation Free card then you may keep it until it's needed or sell it to another player.



## Clap for Carers

A wonderful time to reflect on how connected you feel with your community in these hard times - get to clapping! As this activity provided no monetary value to anyone (especially our NHS workers) this is a free space to stand on.

- This is a free space so no action needs to be taken.

## Self Isolation Squares



### You Must Self Isolate!

You've received an alert on your Track and Trace App and must self isolate immediately!

You're no friend of Boris, so no trips up North to drop your kids off with your parents or testing your eyesight at random castles; you must go straight to Self Isolation.

- Move to the Self Isolation square immediately.
- Do not pass the 2020 square and do not collect £200 Universal Credit.

## Getting Out of Self Isolation

Good luck! Several of you may end up in self isolation for several rounds together, just idling away the time with these new Covidopoly rules... Just like in 2020! See? Memories.

- You must wait 3 turns or use a Get Out of Self Isolation Free card.
- You cannot pay a fee or roll doubles to be released. There's no bribing your way out of this one.




### Just Visiting Via the Garden

Turns out you're feeling like a friendly neighbour.

Visit someone in Self Isolation from their front garden whilst wearing a mask, two meters away whilst they talk at you through a window. If another Player is currently in Self Isolation, be nice and give them a wave.

- This is a free space so no action needs to be taken.

# Scheming



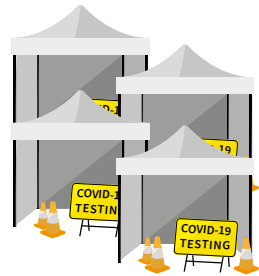
## Dealing with Other Players

Before you begin your daily walk outside you might want to check in with your fellow players to see how they're doing - and if they're feeling up for a quick deal.

There are no rules on what these deals can amount to but recommended options are:

- You may try to Sell an Activity Card to another Player for any price.
- You may try to Purchase an Activity Card another Player currently owns for any price.
- Or whatever deals and schemes your imagination sees fit to get you through 2020!





### Buy Testing Sites and Hospitals

To boost the number of people taking part in your Activity, you can pay for a Covid Testing Site. This increases the value of your Activity and allows you to charge patrons more for landing on your Activity.

- You can purchase up to four Covid Testing Sites in one turn.
- Pay the amount listed on your Ownership Card to the Bank.
- Collect the number of Covid Testing Site Tokens from the Bank and place them on the colour section of your Activity space.
- Once you have bought four Covid Testing Sites you can upgrade these to one Hospital on your next turn. This increases the value and therefore Fee that you can charge on your Activity space.



### Rebates

If you're falling on hard times but are lucky enough to own an Activity you can ask the Bank for a Rebate. It's not the best that a Bank could do in these difficult times, but it's better than nothing.

- Request a Rebate from the Bank.
- Collect the Rebate amount listed on the Activity card and turn the card over.
- You now cannot collect the Fee for that Activity if someone lands on it until you have paid the amount back to the Bank.
- Pay the Rebate amount back to the Bank to flip over and reinstate your Ownership Card.