

The Angry Birds Movie 2: Prank Attack VR

Before They Were Frenemies...

The Angry Birds Movie 2 is coming to HOLOGATE!

The award-winning location-based VR platform, along with Sony Pictures Virtual Reality (SPVR) and Rovio Entertainment, brings you a brand new gaming experience. Up to four players can immerse themselves in a first-person VR world where the only thing standing between hordes of bad piggies and Bird Island is you... And your GIANT SLINGSHOT!

The game experience is inspired by The Angry Birds Movie 2, and acts as a precursor to the events in the movie which finds the flightless birds and scheming bad piggies in the midst of an ever-escalating prank war. It's up to you and three of your Bird Buddies to stop them from turning your idyllic home into a messy, smelly... Pigsty! Armed with your trusty slingshot, you must blast the baddies with coconuts, melons, bowling balls (and anything else you can get your feathered fingers on), to repel the Piggy Fleet from Bird Island!

Step-by-Step Tutorial

- Hello, my feathered friends! It's time to stop the Bad Piggies from playing pranks on Bird Island.
- Work together to stop the waves of Bad Piggies by shooting them with your slingshot.
- The more piggies you keep from invading, the higher your score will be.
- Grab items from the conveyor belt with the trigger, and place them on the slingshot.
- Pull back to aim, move the controller to aim, and release the trigger to shoot.
- Shoot the floating crates to gain special powerup items on the conveyor belt.
- Grab the powerup items and use them to unleash special attacks on the piggies!
- Get ready and remember. Grab items, place items on the slingshot, pull back to aim, and release the trigger to shoot the piggies and power up crates!

Image Gallery



Blasters of the Universe: VR Bullet Hell

Blasters of the Universe: VR Bullet Hell is a cooperative multiplayer game that pushes the bullet hell genre to dazzling new heights, pitting you and your team against wave after wave of bullets and baddies in a neon-infused virtual reality landscape.


This nostalgic and heart-pumping VR shooter features a fluid combat system where you must physically duck, dodge, twist, and turn your way through a never-ending onslaught of bullets.

Choose between five unique weapons to whoop ass any which way they please!

Step-by-Step Tutorial

- Alright recruits! You've been enlisted to save VR from the evil overlord Alwyn (pronounced Al-win) and his minions!
- In this cooperative shooter, you and your fellow blasters will take down wave after wave of Alwyn's minions until you get to the final boss.
- You'll start in the armory where you can use your pointers to select from one of five different load-outs. Just point at the one you want and pull the trigger.
- Go ahead and try a few weapons on the target range. Once you and your team have selected your gear, we'll send you into battle.
- Each gun has a unique special function that charges over time. You'll be notified when the charge is full, just press the touchpad to activate a devastating ultimate attack.
- You can block bullets with your shield, but be careful. Blocking too many bullets will weaken your shield and eventually destroy it. But don't worry your shield's health will regenerate over time.
- You can also physically dodge bullets to give your shield a rest. Keep in mind that bullets can only damage your head, not your body
- You can take three hits to the head before going down. Once you're downed, you'll have to wait to be respawned. Team members can help you respawn faster by shooting at the health icon above your head. Don't forget to let your team members know when you need help.
- Good luck soldiers and remember, saving VR is a team effort, but one of you will definitely be better at it than others. Be sure to compare your score at the end of the game to see which one of you is the best Blaster.

Image Gallery



Captain Cook

Yar! All that lootin' and plunderin' on the high seas can take its toll. And on the Black Crumpet, it's nearly lunchtime! Who will feed the dozens of hungry pirates?

Luckily, you and your friends are certified, seadog chefs! Cut, cook, and serve the ordered dishes and drinks before there's a meal-time mutiny.

Heave ho, me hearties!

Step-by-Step Tutorial

- Shiver me timbers it's Captain Cook!!!
- In this cooperative, cookin' game, you and your team of seadog chefs must chop, grill, pour, and serve the desired dishes to the hungry pirates.
- Keep an eye on the orders, and start gatherin' your ingredients!
- Each chef is locked from one of the ingredients so you'll need to work together.
- Toss the lettuce and tomatoes on the cutting board and chop them with the cleaver!
- Throw the meat and fish on the grill and let them cook to perfection!
- Place a mug under the specified drink, and pull the handle to pour.
- Place the requested items on the Pirate's serving tray to complete the order.
- Hungry pirates don't like to wait so complete the orders quickly for a higher score.
- Yarr, get ready and remember, chop the vegetables, grill the meat and fish, pour the drinks, and serve the hungry pirates 'fore they force ye to walk the plank.

Image Gallery



Cold Clash

Experience a snowball fight like never before. Maneuver your hovercraft around on the frozen lake to collect more gold coins than your opponents, but it isn't that simple.

You must duck, bob, and weave to escape the flying snowballs coming from the other players and a crazy, territorial yeti. Get the advantage by grabbing the power-ups before your opponents do. Your snowball launcher will transform into fun and wacky weapons you have to experience to believe.

This family-friendly game will win you over with its cute design and competitive gameplay and is guaranteed to be a virtual reality party smash.

Step-by-Step Tutorial

- Cold Clashers, get ready!
- Battle your friends and compete for the high score!
- Pull the trigger to fire your snow blaster.
- Hit the Arrow buttons with your blaster to move in the indicated direction.
- Shoot Safes to expose the coins inside and shoot crates to gain powerups
- Shoot the coins to collect them!
- Shoot other players to steal some of their coins!
- Get ready and remember, Hit the Arrow buttons to move, shoot safes and players,
- collect powerups, collect the coins!

Image Gallery



Das Boot: VR Escape

In the “Das Boot” VR experience on HOLOGATE, players are sent back to 1942 to commandeer a class VII type German WWII U-boat and complete a dangerous mission based on historical events. In the North-Atlantic Sea, the crew is on the silent hunt for a convoy of Allied freighters, but instead, encounters a British destroyer. Through desperate diving maneuvers, the crew fights for their lives to try to escape the fierce attack of the destroyer.


In this immersive scenario, you, and up to 4 of your friends will have no other choice than to work hand-in-hand under full pressure or sink into the dark depths of the sea.

The ground-breaking multiplayer experience is produced by remote control productions (rcp) and developed by Aesir Interactive.

Step-by-Step Tutorial

- Welcome to Das Boot VR Escape, based on the historic and critically acclaimed World War II movie and tv series, and re-imagined in HOLOGATE virtual reality!
- Your team of four players must work together to escort a damaged German U-Boat in this cooperative submarine survival game.
- To succeed you must reach a lighthouse and the safety of its port while evading or engaging the enemy.
- This mission will not be easy, communication, and applying what you've learned in the tutorial is crucial.
- Before the mission starts, listen closely and follow the audio instructions to learn how to operate the submarine and complete the tutorial.
- Each player takes on a unique role and must complete individual objectives for the team to be successful.
- Player 1 is the Commander. This is the most essential role in the game and should be manned by your most experienced player.
- Commander, it's your responsibility to communicate with your team to keep the submarine in the most advantageous position and heading in the correct direction.
- You will also use the periscope to spot the enemy and navigate the submarine but you can only use the periscope at certain depths so it's crucial that you are in constant contact with your team.
- Player 2 is the Diving Officer. Diving Officer, you control the diving and surfacing, keeping the submarine at the correct depth to avoid mines and depth charges or to use the periscope. You must also work the pump, removing any water that leaks in.
- Player 3 is the Helmsman. Helmsman, you steer the submarine and control the engine to ensure the submarine is moving in the correct direction and at the correct speed.
- Player 4 is the Watch Officer. Watch Officer, it's your job to load, lock, and fire torpedos at the enemy, working with the Commander to identify targets and correctly time your attacks.
- If the submarine takes damage from mines or depth charges it will start to leak water. To stop the submarine from filling with water, watch for leaky pipes and close the correct valves. Communicate rising water to the Diving Officer so they can pump the water out.
- Get ready and remember, listen closely to the audio instructions, work together to complete your objectives, and get your submarine home safe!
- Godspeed!

Image Gallery



Groove Guardians

Move to the groove by punching the notes away! In this wildly entertaining rhythm-based dance battle game, players must hit incoming beats in time with the music.

GROOVE GUARDIANS was created for those who enjoy challenging their friends and family in electrifying music, rhythm, and dance battles. Players quickly find themselves becoming one with the groove through the irresistible music tracks and energizing full-body gameplay.

The multiplayer synchronized movement is hypnotizing to watch and is an instant spectator magnet. **GROOVE GUARDIANS** combined with **HOLOGATE**'s open-air layout, interactive lighting, and gameplay displays create the first-ever virtual reality multiplayer dance floor which opens up unprecedented and outrageously fun party concepts for every entertainment location.

Step-by-Step Tutorial

- Groove Guardians, team up and work together to defend the galaxy of groove!
- Punch the orange drones with your orange glove and the pink drones with your pink glove.
- Punch harder for a higher score, and hit consecutive beats to earn a points multiplier.
- Missing beats will reset your points multiplier.
- Deflect orange and pink laser beams paying close attention to the colors!
- Dodge the red laser barriers!
- Get ready and remember, punch the drones, deflect the laser beams, and dodge the red lasers!
- Groove Guardians, get ready to groove!

Image Gallery



Rig Rebels


In Rig Rebels team up with your friends and raid a futuristic facility in this action-packed PvP shoot-fest, where players can use their hands to move around the highly-detailed, steampunk environment.

Great for experienced gamers or customers looking for a competitive challenge, Rig Rebels requires players to split their focus between shooting, collecting resources, shields and power-ups, as well as movement and position.

Step-by-Step Tutorial

- Rebels, welcome to the rig!
- Your mission is to steal the world's most valuable resource: NEON
- To achieve victory, you must earn the most points by the end of the round.
- Earn points by collecting NEON and defeating enemies along the way.
- You'll need to move around the environment by climbing along the red pipes.
- To climb, reach towards a pipe and grab it using the trigger button.
- While holding the pipe, move your arm in the desired direction.
- To shoot, keep your hand away from obstacles and pull the trigger.
- To collect NEON, simply reach out for it.
- You can also collect power-ups, which allow you to surprise your enemies with a missile or protect yourself with a shield.
- Good luck! And remember, move and climb using your hands, collect powerups, defeat enemies, and collect NEON!
- Rig Rebels, move out!

Image Gallery



SIMURAI

SIMURAI is a team-based cooperative shooter game that will challenge all your skills. Together with up to 4 players, your mission is to defend a futuristic base on the home planet of the SIMURAI.

Work together as a team to fend off waves of menacing alien mech-spiders, robots, and drones to prepare yourselves to defeat bigger enemies like the giant Sumo-Bot and the mighty Dragon-Boss. Power-ups will transform your blaster and give you special powers. Don't forget to dodge the lasers if you want to beat the high-score. With high-end graphics and a unique retro-arcade look, this game has become HOLOGATE's signature title.

SIMURAI is a game for all ages and equally suitable for kids and adults.

Step-by-Step Tutorial

- Welcome Simurai!
- You are a team of Simurai and you need to work together to defend your base.
- Defend against waves of menacing robot aliens.
- Point your blaster at the enemy and pull the trigger to shoot.
- You will earn a points multiplier when you destroy several enemies.
- The multiplier will reset if you get hit by an enemy.
- Shoot the powerups that spawn in the center of the base.
- Use the trackpad to activate the power ups.
- Get ready and remember: Shoot enemies, dodge attacks, use powerups!
- Simurai, make us proud!

Image Gallery



SIMURAI ARENA

SIMURAI ARENA is a highly competitive player vs. player game. Challenge your opponents in this hi-tech version of 'capture the flag'.

You and your teammate must claim towers in the arena while preventing your opponent from gaining too much territory. Teleport yourself to higher ground and "power-up" to gain a strategic advantage to eliminate your opponent before they eliminate you.


This game is designed to give you the ability to organize tournaments to engage beginners, advanced players, and spectators, alike. The gameplay is physically engaging and easy to learn but hard to master.

Step-by-Step Tutorial

- Welcome to Simurai Arena!
- Simurai Arena is a competitive, tower control game featuring free-for-all and team-based game modes.
- Claim and hold towers, and defeat your enemies to earn points.
- Win the game by having the most points at the end of the round.
- To move to a tower aim your blaster at the tower and hold the trigger.
- To claim a tower simply move to it and after a few seconds, the tower will be yours.
- Pull the trigger to shoot your blaster. Shoot the power-ups to claim them, and supercharge your weapon.
- Shoot enemies to temporarily remove them from play, while dodging their attacks, or taking cover to avoid damage.
- Good luck and remember, shoot the enemies, collect powerups, and claim towers!
- May the best Simurai win!

Image Gallery

SIMURMI ARENA



Slugterra

Enter the competitive arena of the Slugterra universe! With your team use the slug-slingers to shoot slugs while jumping from platform to platform in the deep, cavernous, underground.

Choose from Eli, the 'All-Rounder', with his combination of offensive fire and electrical slugs; Trixie, the 'Tactician', whose slugs slow opponents down and penetrate through cover; Pronto, the 'Rogue', whose jetpack lets him move quickly while he smokes players with fart clouds or goos them with acidic slime; or Kord, the "Tank", who moves more slowly, but can hammer his opponents with his Rammstone and Sticky Grenuke slugs.

Explore the expansive and multilevel gamespace, using each slug's special powers to gain the advantage against the other team to achieve victory.

Step-by-Step Tutorial

- Welcome to the wild world of Slugterra!
- In Slugterra, slug slingers compete for the most points in either free for all or team-based game modes.
- Earn points by defeating your opponents. The player or team with the most points at the end of the round wins.
- To move, point the blaster in the direction you want to go and press the thumb button to dash to the nearest platform.
- To shoot your blaster, point the blaster in the direction you want to shoot your slug and pull the trigger.
- To fire a special, more powerful slug shot, hold the trigger button to charge up your shot. Once the gauge charges past an available slug, release the trigger to release that slug. The more charge required the more powerful the special slug will be.
- To heal, dash to a platform with a health power-up to regain health.
- Get ready and remember, score points by defeating the enemy, move by pressing the thumb button, shoot with the trigger, and hold the trigger for more powerful shots.
- Go Slugterra!

Image Gallery



Tower Tag

Tower Tag, the global esports phenomenon where teams battle each other in epic laser tag VR has joined the HOLOGATE family. In Tower Tag you will find one of the most anticipated multiplayer experiences in the world, and for those of you longing for a true esports game for your HOLOGATE, look no further. TOWER TAG is drawing thousands of spectators into arenas to watch competitive tournaments featuring the world's best players. Accommodating up to 8 players, in multiple game modes, Tower Tag is a perfect match for the HOLOGATE ARENA.

With its intuitive movement and combat, Tower Tag is easy to pick up, yet hard to master. Using their blasters to conquer towers, players can then move between towers and use the towers for cover. As they move from tower to tower players can earn points by completing specific objectives.

In the Deathmatch game mode, players compete as a team to take out the enemy players to earn points.

In the Elimination game mode, every single elimination scores a point for your team. The team with the highest score at the end of the match wins!

In the Goal Tower game mode, the enemy team's Goal Tower must be conquered to earn points.

Step-by-Step Tutorial

- Tower Tag is a competitive tower control game featuring Elimination, Deathmatch, and Goal Tower game modes.
- In Deathmatch defeat your enemies to earn points.
- In Elimination conquer and hold towers, and defeat your enemies to earn points.
- In Goal Tower conquer the enemy Goal Tower to earn points.
- Win the game by having the most points by the end of the round.
- To start, take your starting position marked by the footprints on the first platform.
- To move to a different platform you must first conquer the desired platform.
- To conquer a platform aim for the top of the tower, then press the trigger and wait until the tower is completely colored in your team color.
- Next, quickly jerk the blaster backward to trigger the platform change.
- Use towers as cover to avoid damage from the enemy.
- Get ready and remember, defeat your enemies, conquer and hold towers, and take cover to avoid damage.
- May the best team win!

Image Gallery



TOWER-TAG

PVP • VR • ESPORTS • ARCADE

ZOMBYTE

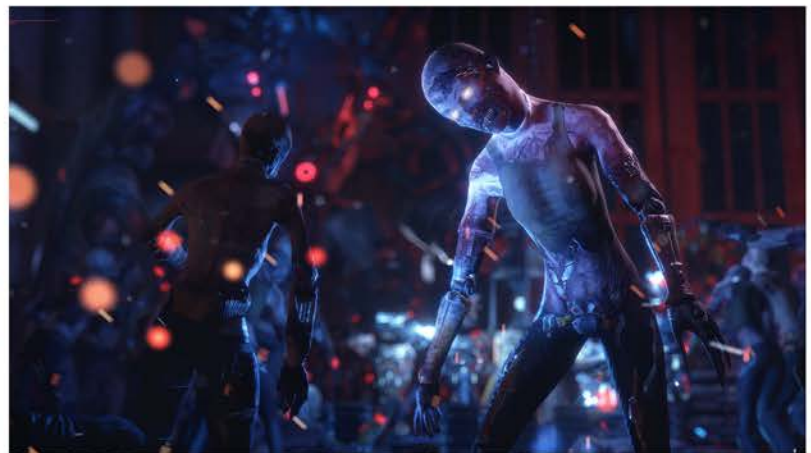
As members of the elite Z.W.A.T. team, you'll take the fight back to the undead hordes. With cutting-edge graphics and hair-raising terror, this experience is not for the faint of heart.

Band together as a Z.W.A.T. – Zombie Weapons And Tactics team to engage in an adrenaline-soaked battle against wave after wave of oncoming hordes of the infected undead. Drawing upon the company's long history in high-end cinematic visual effects for feature films, real locations were digitized using the latest laser scanning and photogrammetry technology to achieve an unparalleled state of realism. The end result is a terrifying, heart-pounding, first-hand zombie apocalypse onslaught that has its creep factor ratcheted up from the highly detailed gaming setting of an abandoned, decrepit, industrial warehouse.

Step-by-Step Tutorial

- Welcome to the Zombie Weapons and Tactics Team.
- Work together to take down relentless hordes of the ZOMBYTE infected!
- Point your blaster at the enemy and pull the trigger to shoot.
- Beware of enemies in your area and move out of the way of attacks.
- Shoot the drones to gain power-ups. Only one power-up may be active at a time.
- If you get incapacitated by attacks you will automatically recover after 10 seconds.
- A teammate can instantly revive you by pointing their blaster at you. Ask for help if you are down!
- Get ready and remember: Shoot the enemy, collect power-ups, revive enemies!
- Lock and load, Z.W.A.T. team dismissed!

Image Gallery



ZOMBYTE 2.0: Image Gallery

