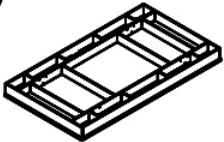

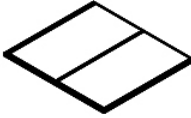




















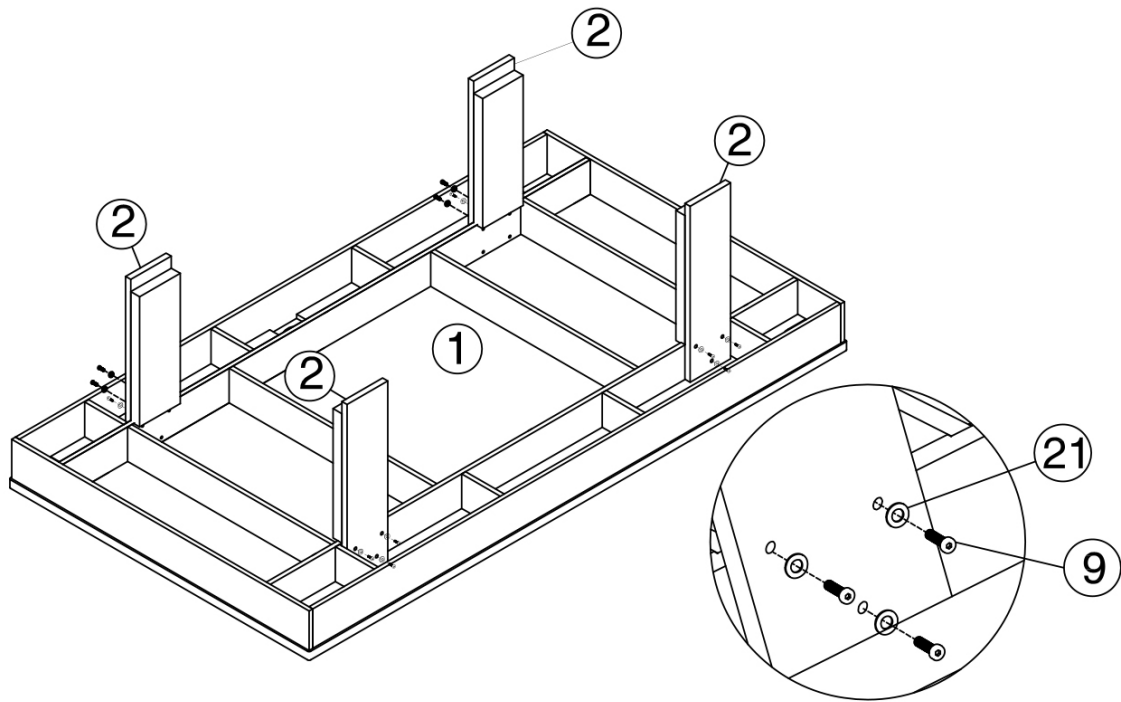


# **Signature Burton Pool Dining Table Construction Manual**

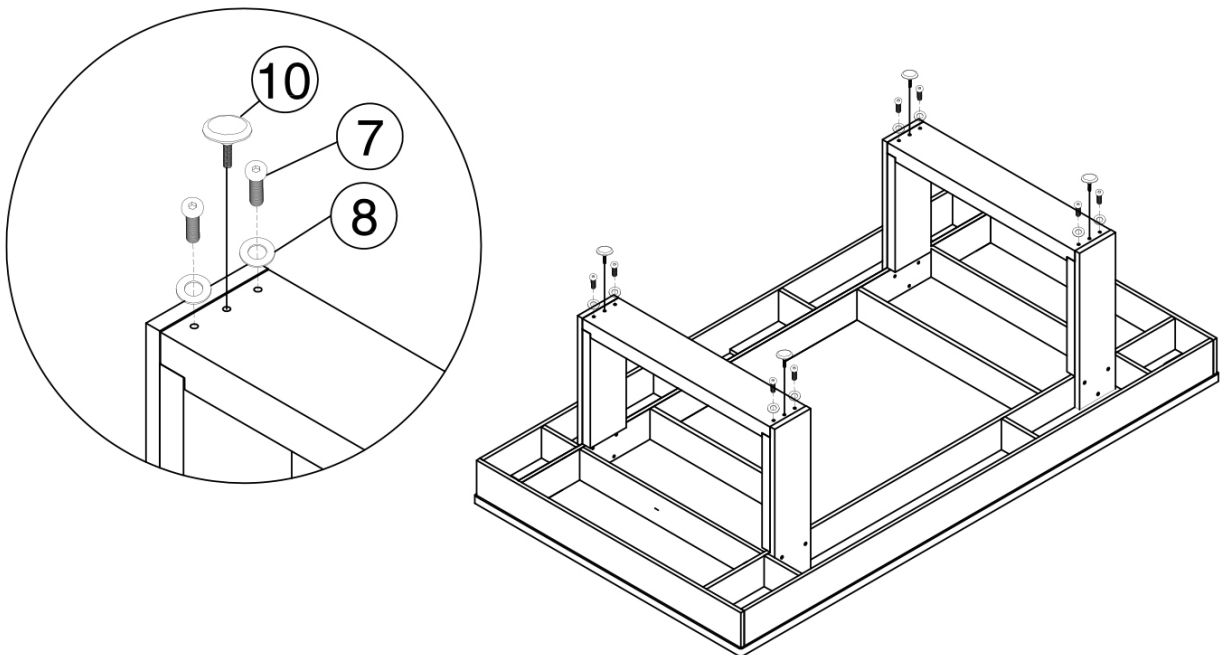
# What's in the Box?

<p><b>Main Assembly X 1</b></p> <p>① </p>	<p><b>legs X 4</b></p> <p>② </p>	<p><b>Table top X 2</b></p> <p>③ </p>
<p><b>Foot baffle A X 2</b></p> <p>④ </p>	<p><b>Foot baffle B X 2</b></p> <p>⑤ </p>	<p><b>Umbrella headscrew X 16</b></p> <p>⑥ </p>
<p><b>Bolt X 8</b></p> <p>⑦ </p>	<p><b>Washer Dia X 8</b></p> <p>⑧ </p>	<p><b>Bolt X 12</b></p> <p>⑨ </p>
<p><b>Leg Levelers X 4</b></p> <p>⑩ </p>	<p><b>Triangle X 1</b></p> <p>⑪ </p>	<p><b>Cue X 2</b></p> <p>⑫ </p>
<p><b>Brush X 1</b></p> <p>⑬ </p>	<p><b>Pool Ball Set X 1</b></p> <p>⑭ </p>	<p><b>Chalk X 2</b></p> <p>⑮ </p>
<p><b>Table tennis racket X 2</b></p> <p>⑯ </p>	<p><b>Ping-pong ball X 2</b></p> <p>⑰ </p>	<p><b>Net belt X 1</b></p> <p>⑱ </p>
<p><b>Net Post X 2</b></p> <p>⑲ </p>	<p><b>Tool X 2</b></p> <p>⑳ </p>	<p><b>Washer Dia X 12</b></p> <p>㉑ </p>

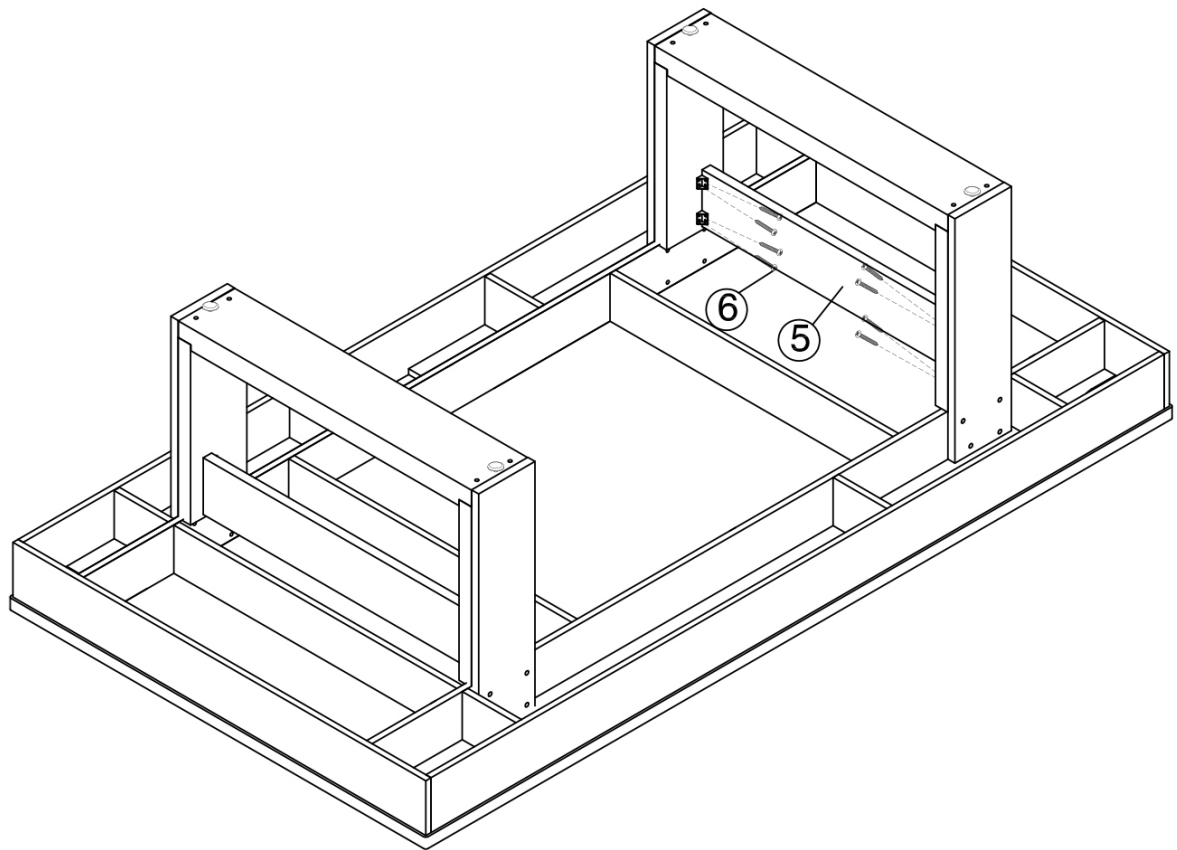
# Step 1



# Step 2



## Step 3



## Step 4

